

# SCX SERIES

Commercial Lighting

**WESTGATE**  
THE FUTURE IS HERE...AND IT'S QUITE BRIGHT!

SCX-6FT-60W-MCT4-D-IND

Customer Name: \_\_\_\_\_

Project Name: \_\_\_\_\_

Note: \_\_\_\_\_

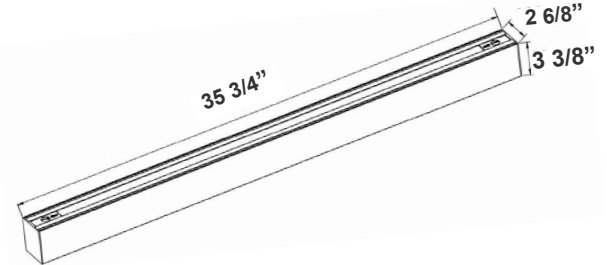
Type: \_\_\_\_\_



Selection:



Custom:



35 3/4" (L) x 2 6/8" (W) x 3 3/8" (H)

Linear Lighting can customize your desired length, look, and color temperature to be suspended, Ideal for Storage rooms, Offices Conference rooms, Retail.

## Features

- LED Superior Architectural Lights
- Opal Polycarbonate Lens-Direct (UP) Lighting
- Lens Type: Opal Polycarbonate Lens
- MCT: Multi Color Temperature (Selectable with Switch Inside Fixture)

## Technical Specifications

### Electrical:

- Voltage: 120-277VAC 50/60Hz
- Wattage: 60W
- Power Factor: >0.95
- Total Harmonic Distortion: ≤ 20 %

### Mechanical:

- Low Profile Modern Design
- Aluminum Housing With Matte White Finish
- Lens Type: Opal Polycarbonate Lens
- Lens Snaps into Housing
- IP Rating: IP54
- Operating Temperature: -13°F~104°F
- Suspended, Requires Suspension Cables (Not Included) See Page 2
- Power Cord comes out through the Suspension Hole on the End of the Fixture from the Top
- 5-Year Warranty

### Lighting:

- Dimmable: 0~10V Dimming
- Total Lumens: 6658LM/ 6724LM/ 7046LM/ 7102LM
- Color Temperatures: 3000K/3500K/4000K/5000K
- Multi-CCT(Selectable Switch Inside Fixture)
- Color Rendering Index: CRI ≥ 80
- Up Light Option Available
- 50,000 Hours Rated Life
- Beam Angle: 104.8°(H) x 100.5°(V)

### Applications:

- Ideal for offices, hotels, corridors, saloons, libraries, meeting rooms, conference halls, and the best solution for modern lighting solutions
- It can be used in any indoor applications

### Other Models:

• 20W | 2390LM | SCX-2FT-20W-MCT4-D-IND • 30W | 3551LM | SCX-3FT-30W-MCT4-D-IND • 40W | 4710LM | SCX-4FT-40W-MCT4-D-IND • 80W | 9420LM | SCX-8FT-80W-MCT4-D-IND

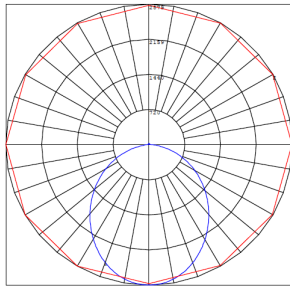
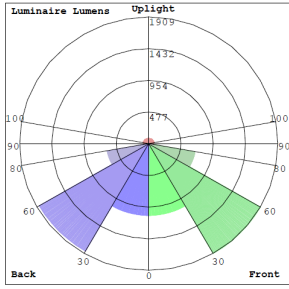


Phone: (877) 805-2252 | Fax: (877) 805-2252  
www.westgatefmg.com | www.westgatecontrols.co

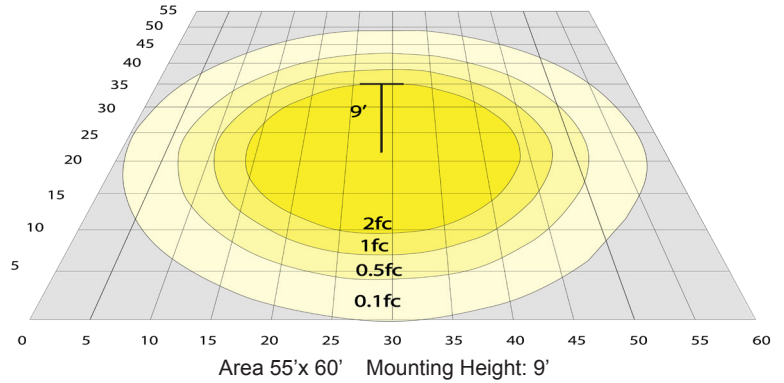


WG-Z8-ZB-22

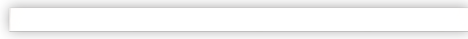
## Photometrics: SCX-6FT-MCT4-D-IND




BUD Rating: B3-U3-G1



## Other Views:



Side View



Front View



Back View

## Performance Table: SCX-6FT-MCT4-D-IND

MODEL NO.	Wattage	Voltage	Lumens	Color Temp.	BUG Rating	LPW
SCX-6FT-60W-MCT4-D-IND	60W	120~277V	6658LM	3000K	B3-U3-G1	111
			6724LM	3500K		112
			7046LM	4000K		117
			7102LM	5000K		118

## Sample Ordering

Model	Size	Wattage	Color Temp.	Feature	Lens
SCX	6FT	60W	MCT4	D	IND

## Accessories:

Blank = No Option For Accessories

**SCL-CS** = FOR UP TO 6FT FIXTURES Adjustable 6ft 1/16" Aircraft Cable Suspension Kit with Canopy for Ceiling or T-Bar

**SCL-CS3** = FOR 8FT FIXTURES Adjustable 6ft 1/16" Aircraft Cable Suspension Kit with Canopy for Ceiling or T-Bar

**SCL-6FT-SJTW18/5** = 6ft White Cord, SJTW 18 AWG 5-Conductor (Black, White, Green + Purple & Gray for 0-10V Dimming)

**SCL-6FT-SJTW18/5-100FT** = 100ft Roll of White Cord, SJTW 18 AWG 5-Conductor (Black, White, Green + Purple & Gray for 0-10V Dimming)

**SCL-6FT-SJTW18/5-100FT-BK** = 100ft Roll of Black Cord, SJTW 18 AWG 5-Conductor (Black, White, Green + Purple & Gray for 0-10V Dimming)

**SCL-6FT-SJTW18/6-100FT** = 100ft Roll of Black Cord, SJTW 18 AWG 6-Conductor (Black, White, Green + Purple & Gray for 0-10V Dimming + Red for Backup Inverter)

**SCL-AH** = Heavy-Duty Auxiliary Hook for Up To 1/16" Aircraft Cable

**SCL-ASC-500FT** = 1/16" 500 ft. Steel Aircraft Cable Suspension

**SCL-GS10** = Adjustable 1/16" 10ft suspension kit with loop gripper & toggle ends hold up to 70 lbs load

**SCL-GS20** = Adjustable 1/16" 20ft suspension kit with loop gripper & toggle ends hold up to 70 lbs load

**OPT-FWH-63/65/66** = This is a 6FT 3/5/6-Wire Whip option

\* More Mounting Options Refer to page 3

## Factory-Installed Options:

Blank = No Option For Accessories

**OPT-HBC-125BS-WH** = 10FT, 15A, 125V, 18/3 STR, WHT

\* More Factory-Installed Options Refer to page 3

## Example:

1. SCX-6FT-60W-MCT4-D-IND

(For SCX 60W MCT4 fixture 120-277V)

2. SCX-6FT-60W-MCT4-D-IND  
OPT-HBC-125BS-WH

(For SCX 60W MCT4 fixture 120-277V)  
(10FT, 15A, 125V, 18/3 STR, WHT)



## SUSPENDED MOUNTING ACCESSORIES (NOT INCLUDED):



## FACTORY-INSTALLED OPTIONS:




OPT-HBC-125BS-WH

## MOUNTING OPTIONS:



Wall Mounted



Color of Your Choice

### WALL MOUNTING

Model	DESCRIPTION	
OPT-SCX-WM-6FT	Install this optional wall mounting brackets on the back of the fixture. Connection cables will enter the fixture through one of these wall-mounting brackets. On your purchase order, please specify the position of where your wire entry from the wall.	

## FACTORY-INSTALLED OPTIONS:

### COLOR OF YOUR CHOICE

Model	DESCRIPTION	
OPT-SCX-CLR-8FT	Add this option and specify your desired color on your purchase order or provide a swatch to match. For painted flanged fixture or optional rod, mounting set please also add the relevant option below for each fixture.	

### EMERGENCY BATTERY BACKUP

Model	DESCRIPTION	
OPT-EM-CM1INT	This is an option for a 90-minute backup battery installation. If you need to order this series for the fixture, please have your purchase order ready and call us or specify on the order which fixture to install this option and the test button.	

